

TOTAL AREA
= 11725.19 SQ.MT
= 126208.916 SQ.FT

MADHUVAN SQUARE STATES



LEGENDS

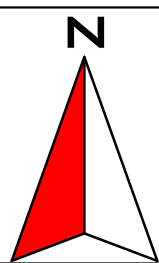
	2000 SQ.FT. PLOT (40'-0"X50'-0") (NO. OF PLOTS-09)
	1600 SQ.FT. PLOT (40'-0"X40'-0") (NO. OF PLOTS-02)
	1250 SQ.FT. PLOT (25'-0"X50'-0") (NO. OF PLOTS-19)
	1000 SQ.FT. PLOT (20'-0"X50'-0") (NO. OF PLOTS-13)
	800 SQ.FT. PLOT (20'-0"X40'-0") (NO. OF PLOTS-09)
	PLOT OF DIFFERENT AREA (NO. OF PLOTS-14)
	ROAD
	CHAMBER
	STREET LIGHT

DISTANCE (APPROX) FROM

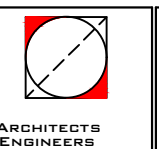
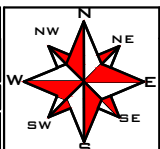
• INDIRA DAM-800M	• HOSPITAL-4KM
• KISHAN PATH-500M	• FAIZABAD ROAD-5KM
• RETAIL SHOP-700M	• SULTANPUR ROAD-5KM
• ANANDIWATER PARK-3.0KM	• GOYAL SCHOOL-5KM
• RAILWAY STATION-4KM	• BBD COLLEGE-7KM
• AMETHI COLLEGE-4KM	

MADHUVAN SQUARE STATES

THIS DRAWING IS THE PROPERTY OF CIRCLES & SQUARES AND IS NOT TO BE REPRODUCED, COPIED, HANDED OVER TO A THIRD PARTY OR USED FOR ANY OTHER PURPOSE, OTHER THAN FOR WHICH IT HAS BEEN LOANED.



DRAWING TITLE:	
DATE:	DRAWING
20.04.24	PLOTTING
DEALT BY:	ADARSH PATEL
ARCHITECT:	AR.VARUN SINGH DOBRA



CIRCLES & SQUARES
ADD: 2/514 VINAMRA KHAND, GOMTI NAGAR, LUCKNOW. (226010)
MOB NO. 8707753676
E-MAIL : circlesandsquares18@gmail.com